



HOLY WEEK & EASTER BINGO

2020

Pick a few activities to do **together** as a family throughout the week!

Palm Sunday Read Together Story Bible pg 358 Mark 11:1-11	Send a Letter to a family member or sign up to write someone in a care facility <i>See Advocacy at Home sheet for instructions</i>	Make a cross in pennies and glue on paper. Write "Paid in Full" <i>Read John 3:16</i>	Do an At-Home Easter Promises Egg Hunt <i>See attached</i>
Make a palm! <i>See attached template</i> Act out the story Have a parent be the donkey!	Holy Thursday <i>Maundy Thurs/ Last Supper</i> Read Together Story Bible pg 365 Mark 14:22-25	Count how many crosses you find in your house?	Butterflies remind us of new life. Is there anything in your house with a butterfly on it?
Color a Holy Week Coloring Sheet <i>See attached</i>	<i>Jesus washed His friends' feet.</i> Wash each others feet or hands, say "You are a child of God"	Good Friday Read Together Story Bible pg 376 Mark 16:21-39 Frolic - Jesus Dies	Make a 6"x6" Easter Mural Square! <i>See attached template</i>
Make a Care Box for people bringing deliveries to your home <i>See Advocacy at Home sheet for instructions</i>	Make a special dinner, everyone helps, use the fancy dishes!	When Jesus died, the sky grew dark. Find a very dark place in your house. Turn off the light. Very slowly count to 3. What will happen on the 3 rd day?	Easter Sunday Read Together Story Bible pg 383 Mark 16:1-8 Frolic - Jesus Rises

2 - COLOR OTHER SIDE



3 - FOLD HERE



4 - CUT HERE



5 - ATTACH HERE



Make Your Own Palm!

1 - Print out this Template for each kiddo

2 - Print on green paper OR have kiddos color the BACKSIDE with green marker, crayon, or paint

3 - Fold in half with template on the OUTSIDE

4 - For Preschool and younger kiddos: help them cut along the outer line

4 - For School Age kiddos: cut the outline first then cut out the dotted notches

4 - Optional: to make it more “leafy” cut further in than the dotted notches


5 - Attach a pipe cleaner, straw, or popsicle stick to the center, leaving at least 6” out for a handle

Yay! You have a palm!


Palm Sunday



Suddenly, they found themselves in a parade! People were singing and shouting, “Hosanna!”




Penny Cross Craft



Take some pennies and glue them to make a cross. Write, "Paid in full." and read John 3:16

Make an Easter Mural Square!



Make a 6x6 inch Easter square to add to the collection that will eventually be put up in church. You can add any Easter symbol – butterfly, egg, cross, flower, etc. Here's what we have so far! (Tip: Make it colorful all the way to the edges)





Put a clue in 11 plastic eggs and hide them around the house as listed. Celebrate the promise together!

1
The people said
H O S A N N A !

The next clue
is by a
B A N A N A .



2
Jesus washed the
disciples' F E E T .

Look underneath
a Kitchen S E A T .



3
Jesus prayed in a
garden at N I G H T

Check by a lamp
that gives you
L I G H T .



4
Our sins were
removed when Jesus
Died -

Hurry to find
your next clue
O U T S I D E !



5
Jesus Loves
Y O U !

Go look in a
S H O E .



6
The stone was rolled
away from the T O M B

Find the next
clue in the
B a t h R o o m .



The angels said 7
that Jesus AROSE



Check where
you dry your
CLOTHES.

He is risen! 8



He is no longer
Dead.
Run real quick
to look under the
BED.

God has all the
strength and
POWER
Your next clue
is in the
SHOWER!



9



Jesus' love brings
our hearts great
Joy!

Find the last clue
by a TOY!



10



Happy Easter!



11

This Easter hunt is over, but Jesus'
love never ends.

What wonderful news to tell all of your friends!

Trust in Him, believe, and Pray -

and carry these Easter Promises
with you everyday!

